

**GOVERNMENT CHANDULAL CHANDRAKAR ARTS AND SCIENCE COLLEGE PATAN, DIST.-DURG (C.G.) 491111**  
**NUMBER OF STUDENTS ADMITTED IN COLLEGE IN SESSION 2022-23**

COLLEGE NAME- GOVT. C.I.C. ARTS & SCIENCE COLLEGE, PATAN

COLLEGE NAME- GOVT. C.I.C. ARTS & SCIENCE

COLLEGE, PATAN

ADMITTED STUDENT (SESSION: 2022-23)

PHONE NO. 07826-296200

PRINCIPAL NAME - DR. B.S. CHHABDA

PHONE NO. 07826-296200

MAIL ID - patancollege@gmail.com

CLASS NAME	GEN				SC				ST				OBC				MINORITY				TOTALS			
	M	F	TG	Total	M	F	TG	Total	M	F	TG	Total	M	F	TG	Total	M	F	TG	Total	Male	Female	Third Gender	Total
B.A. I	12	19	0	31	20	38	0	58	5	14	0	19	98	134	0	232	0	0	0	0	135	205	0	340
B.A. II	6	4	0	10	24	17	0	41	4	15	0	19	89	111	0	200	0	0	0	0	123	147	0	270
B.A. III	2	8	0	10	23	21	0	44	6	11	0	17	86	131	0	217	0	0	0	0	117	171	0	288
B.Sc. I	0	6	0	6	6	16	0	22	0	4	0	4	23	96	0	119	0	0	0	0	29	122	0	151
B.Sc. II	6	6	0	12	6	13	0	19	4	8	0	12	27	88	0	115	0	0	0	0	43	115	0	158
B.Sc. III	1	0	0	1	5	6	0	11	3	7	0	10	23	49	0	72	0	0	0	0	32	62	0	94
B.COM. I	2	2	0	4	7	5	0	12	0	0	0	0	34	44	0	78	0	0	0	0	43	51	0	94
B.COM. II	1	2	0	3	6	7	0	13	2	4	0	6	29	37	0	66	0	0	0	0	38	50	0	88
B.COM. III	0	0	0	0	4	3	0	7	0	1	0	1	19	33	0	52	0	0	0	0	23	37	0	60
M.A. I SEM (SOCIO.)	2	1	0	3	1	5	0	6	1	2	0	3	16	22	0	38	0	0	0	0	20	30	0	50
M.A. III SEM (SOCIO.)	0	0	0	0	1	4	0	5	0	5	0	5	3	19	0	22	0	0	0	0	4	28	0	32
M.A. I SEM (POL. SCI.)	0	0	0	0	6	4	0	10	4	3	0	7	19	14	0	33	0	0	0	0	29	21	0	50
M.A. III SEM (POL. SCI.)	0	0	0	0	0	4	0	4	0	6	0	6	5	16	0	21	0	0	0	0	5	26	0	31
M.A. I SEM (ECO.)	0	0	0	0	0	0	0	0	0	1	0	1	2	6	0	8	0	0	0	0	2	7	0	9
M.A. III SEM (ECO.)	0	0	0	0	0	1	0	1	0	0	0	0	1	4	0	5	0	0	0	0	1	5	0	6
M.A. I SEM (HINDI)	0	0	0	0	0	2	0	2	0	0	0	0	3	4	0	7	0	0	0	0	3	6	0	9
M.A. III SEM (HINDI)	0	0	0	0	1	2	0	3	0	0	0	0	5	8	0	13	0	0	0	0	6	10	0	16
M.A. I SEM (GEOGRAPHY)	0	2	0	2	1	2	0	3	0	1	0	1	1	5	0	6	0	0	0	0	2	10	0	12
M.A. III SEM (GEOGRAPHY)	0	0	0	0	1	1	0	2	0	0	0	0	4	1	0	5	0	0	0	0	5	2	0	7



	gen			SC			S1			OBC			MN			Total								
M.Sc. I SEM (CHEM.)	0	1	0	1	0	4	0	4	0	2	0	2	3	11	0	14	0	0	0	3	18	0	21	
M.Sc. III SEM (CHEM.)	0	0	0	0	0	0	0	0	1	1	0	2	3	13	0	16	0	0	0	0	4	14	0	18
M.Sc. I SEM (BOT.)	1	0	0	1	1	2	0	3	1	1	0	2	2	19	0	21	0	0	0	0	5	22	0	27
M.Sc. III SEM (BOT.)	0	0	0	0	0	6	0	7	0	0	0	0	0	13	0	13	0	0	0	0	1	19	0	20
M.Sc. I SEM (ZOO.)	0	1	0	1	1	4	0	5	0	2	0	2	1	21	0	22	0	0	0	0	1	19	0	20
M.Sc. III SEM (ZOO.)	0	1	0	1	2	4	0	6	1	0	1	0	0	17	0	17	0	0	0	0	3	22	0	25
M.Sc. I Sem (Maths)	1	1	0	2	0	0	0	0	1	0	1	0	6	11	0	17	0	0	0	0	8	12	0	20
M.Sc. III Sem (Maths)	0	0	0	0	2	1	0	3	0	0	0	0	5	13	0	18	0	0	0	0	7	14	0	21
M.Sc. I Sem (PHYSICS)	1	0	0	1	2	0	0	2	0	2	0	2	11	9	0	20	0	0	0	0	14	11	0	25
M.Sc. III Sem (PHYSICS)	0	0	0	0	0	4	0	4	0	0	0	0	3	11	0	14	0	0	0	3	15	0	18	
M.COM I SEM	2	0	0	2	4	2	0	6	0	2	0	2	14	16	0	30	0	0	0	0	20	20	0	40
M.COM III SEM	0	1	0	1	1	0	0	1	0	1	0	1	3	11	0	14	0	0	0	0	4	13	0	17
DCA	0	0	0	0	0	0	0	0	0	0	0	0	0	0	0	0	0	0	0	0	0	0	0	0
PGDCA I SEM	1	1	0	2	2	6	0	8	2	2	0	4	21	25	0	46	0	0	0	0	26	34	0	60
<b>TOTAL</b>	<b>38</b>	<b>56</b>	<b>0</b>	<b>94</b>	<b>128</b>	<b>184</b>	<b>0</b>	<b>312</b>	<b>35</b>	<b>95</b>	<b>0</b>	<b>130</b>	<b>559</b>	<b>1012</b>	<b>0</b>	<b>1571</b>	<b>0</b>	<b>0</b>	<b>0</b>	<b>750</b>	<b>1347</b>	<b>0</b>	<b>2107</b>	

*Shyam*

Principal  
Govt. C.L.C. Arts & Science College  
Paran, Dist-Durg (C.G.)

B.A. III year

TOTAL NUMBER OF STUDENTS APPEARED IN FINAL YEAR 2022-23, EXAM-2023, AISHE 2023-24, As on

Category	General		EWS		SC		ST		OBC		TOTAL		REMARK					
	MALE	FEMALE	MALE	FEMALE	MALE	FEMALE	MALE	FEMALE	MALE	FEMALE	MALE	FEMALE						
TOTAL	1	2	3	0	0	17	28	45	4	16	20	66	164	230	88	210	298	APPEARED
PWD	0	0	14	0	0	0	0	0	0	0	0	0	0	0	0	0	0	
Muslim	0	0	14	0	0	0	0	0	0	0	0	0	0	0	0	0	0	
Other Min	0	0	14	0	0	0	0	0	0	0	0	0	0	0	0	0	0	
TOTAL	2	8	10	0	0	23	21	44	6	11	17	86	131	217	117	171	288	

TOTAL NUMBER OF STUDENTS PASSED/AWARDED DEGREE IN FINAL YEAR 2022-23, EXAM-2023, AISHE 2023-24, As on

Category	General		EWS		SC		ST		OBC		TOTAL		REMARK					
	MALE	FEMALE	MALE	FEMALE	MALE	FEMALE	MALE	FEMALE	MALE	FEMALE	MALE	FEMALE						
TOTAL	1	2	3	0	0	17	28	45	4	16	20	67	163	230	89	209	298	PASS
PWD	0	0	0	0	0	0	0	0	0	0	0	0	0	0	0	0	0	
Muslim	0	0	0	0	0	0	0	0	0	0	0	0	0	0	0	0	0	
Other Min	0	0	0	0	0	0	0	0	0	0	0	0	0	0	0	0	0	
TOTAL	0	1	1	0	0	14	27	41	3	16	19	49	154	203	66	198	264	

OUT OF TOTAL, NUMBER OF STUDENTS PASSED WITH 60% OR ABOVE IN FINAL YEAR 2022-23, EXAM-2023, AISHE 2023-24, As on

Category	General		EWS		SC		ST		OBC		TOTAL		REMARK					
	MALE	FEMALE	MALE	FEMALE	MALE	FEMALE	MALE	FEMALE	MALE	FEMALE	MALE	FEMALE						
TOTAL	0	1	1	0	0	14	27	41	3	16	19	49	154	203	66	198	264	FIRST DIVISION
PWD	0	0	0	0	0	0	0	0	0	0	0	0	0	0	0	0	0	
Muslim	0	0	0	0	0	0	0	0	0	0	0	0	0	0	0	0	0	
Other Min	0	0	0	0	0	0	0	0	0	0	0	0	0	0	0	0	0	
TOTAL	0	0	0	0	0	0	0	0	0	0	0	0	0	0	0	0	0	

OUT OF TOTAL, NUMBER OF ADMITTED STUDENTS IN FINAL YEAR 2022-23, EXAM-2023, AISHE 2023-24, As on

Category	General		EWS		SC		ST		OBC		TOTAL		REMARK					
	MALE	FEMALE	MALE	FEMALE	MALE	FEMALE	MALE	FEMALE	MALE	FEMALE	MALE	FEMALE						
TOTAL	2	8	10	0	0	23	21	44	6	11	17	86	131	217	117	171	288	ADMITTED
PWD	0	0	0	0	0	0	0	0	0	0	0	0	0	0	0	0	0	
Muslim	0	0	0	0	0	0	0	0	0	0	0	0	0	0	0	0	0	
Other Min	0	0	0	0	0	0	0	0	0	0	0	0	0	0	0	0	0	
TOTAL	0	0	0	0	0	0	0	0	0	0	0	0	0	0	0	0	0	

*[Signature]*

Full  
22/03/2024

Bald  
22/03/2024

22.03.2024

Principal  
Govt.C.L.Arts & Science College  
Dist-Durg (C.G.)

Shahmukh



TOTAL NUMBER OF STUDENTS APPEARED IN FINAL YEAR 2022-23, EXAM-2023, AISHE 2023-24, As on

Category	General		EWS		SC		ST		OBC		TOTAL		REMARK				
	MALE	FEMALE	MALE	FEMALE	MALE	FEMALE	MALE	FEMALE	MALE	FEMALE	MALE	FEMALE					
TOTAL	3	0	6	0	5	6	11	3	7	10	23	49	72	34	62	96	
PWD	0	0	3	0	0	0	0	0	0	0	0	0	0	0	0	0	
Muslim	0	0	3	0	0	0	0	0	0	0	0	0	0	0	0	0	
Other Min	0	0	0	0	0	0	0	0	0	0	0	0	0	0	0	0	

TOTAL NUMBER OF STUDENTS PASSED/AWARDED DEGREE IN FINAL YEAR 2022-23, EXAM-2023, AISHE 2023-24, As on





Category	General		EWS		SC		ST		OBC		TOTAL		REMARK					
	MALE	FEMALE	MALE	FEMALE	MALE	FEMALE	MALE	FEMALE	MALE	FEMALE	MALE	FEMALE						
TOTAL	1	0	1	0	0	0	1	6	7	1	7	8	15	42	57	18	55	73
PWD	0	0	0	0	0	0	0	0	0	0	0	0	0	0	0	0	0	0
Muslim	0	0	0	0	0	0	0	0	0	0	0	0	0	0	0	0	0	0
Other Min	0	0	0	0	0	0	0	0	0	0	0	0	0	0	0	0	0	0

OUT OF TOTAL, NUMBER OF STUDENTS PASSED WITH 60% OR ABOVE IN FINAL YEAR 2022-23, EXAM-2023, AISHE 2023-24, As on

Category	General		EWS		SC		ST		OBC		TOTAL		REMARK					
	MALE	FEMALE	MALE	FEMALE	MALE	FEMALE	MALE	FEMALE	MALE	FEMALE	MALE	FEMALE						
TOTAL	1	0	1	0	0	0	1	6	7	1	7	8	13	40	53	16	53	69
PWD	0	0	0	0	0	0	0	0	0	0	0	0	0	0	0	0	0	0
Muslim	0	0	0	0	0	0	0	0	0	0	0	0	0	0	0	0	0	0
Other Min	0	0	0	0	0	0	0	0	0	0	0	0	0	0	0	0	0	0

OUT OF TOTAL, NUMBER OF ADMITTED STUDENTS IN FINAL YEAR 2022-23, EXAM-2023, AISHE 2023-24, As on

Category	General		EWS		SC		ST		OBC		TOTAL		REMARK					
	MALE	FEMALE	MALE	FEMALE	MALE	FEMALE	MALE	FEMALE	MALE	FEMALE	MALE	FEMALE						
TOTAL	1	0	1	0	0	0	5	6	11	3	7	10	23	49	72	32	62	94
PWD	0	0	0	0	0	0	0	0	0	0	0	0	0	0	0	0	0	0
Muslim	0	0	0	0	0	0	0	0	0	0	0	0	0	0	0	0	0	0
Other Min	0	0	0	0	0	0	0	0	0	0	0	0	0	0	0	0	0	0





  
 29.03.2024



B.Com. III Year

TOTAL NUMBER OF STUDENTS APPEARED IN FINAL YEAR 2022-23, EXAM-2023, AISHE 2023-24, As on

Category	General		EWS		SC		ST		OBC		TOTAL		REMARK				
	MALE	FEMALE	MALE	FEMALE	MALE	FEMALE	MALE	FEMALE	MALE	FEMALE	MALE	FEMALE					
TOTAL	1	2	9	0	0	3	7	10	3	2	5	18	19	37	25	30	55
PWD	0	0	6	0	0	0	0	0	0	0	0	0	0	0	0	0	0
Muslim	0	0	6	0	0	0	0	0	0	0	0	0	0	0	0	0	0
Other Min	0	0	0	0	0	0	0	0	0	0	0	0	0	0	0	0	0

TOTAL NUMBER OF STUDENTS PASSED/AWARDED DEGREE IN FINAL YEAR 2022-23, EXAM-2023, AISHE 2023-24, As on

Category	General		EWS		SC		ST		OBC		TOTAL		REMARK				
	MALE	FEMALE	MALE	FEMALE	MALE	FEMALE	MALE	FEMALE	MALE	FEMALE	MALE	FEMALE					
TOTAL	1	2	3	0	0	3	7	10	3	2	5	18	19	37	25	30	55
PWD	0	0	0	0	0	0	0	0	0	0	0	0	0	0	0	0	0
Muslim	0	0	0	0	0	0	0	0	0	0	0	0	0	0	0	0	0
Other Min	0	0	0	0	0	0	0	0	0	0	0	0	0	0	0	0	0

OUT OF TOTAL, NUMBER OF STUDENTS PASSED WITH 60% OR ABOVE IN FINAL YEAR 2022-23, EXAM-2023, AISHE 2023-24, As on

Category	General		EWS		SC		ST		OBC		TOTAL		REMARK				
	MALE	FEMALE	MALE	FEMALE	MALE	FEMALE	MALE	FEMALE	MALE	FEMALE	MALE	FEMALE					
TOTAL	1	2	3	0	0	3	7	10	3	2	5	18	19	37	25	30	55
PWD	0	0	0	0	0	0	0	0	0	0	0	0	0	0	0	0	0
Muslim	0	0	0	0	0	0	0	0	0	0	0	0	0	0	0	0	0
Other Min	0	0	0	0	0	0	0	0	0	0	0	0	0	0	0	0	0

OUT OF TOTAL, NUMBER OF ADMITTED STUDENTS IN FINAL YEAR 2022-23, EXAM-2023, AISHE 2023-24, As on

Category	General		EWS		SC		ST		OBC		TOTAL		REMARK				
	MALE	FEMALE	MALE	FEMALE	MALE	FEMALE	MALE	FEMALE	MALE	FEMALE	MALE	FEMALE					
TOTAL	0	0	0	0	4	3	7	0	1	1	19	33	52	23	37	60	
PWD	0	0	0	0	0	0	0	0	0	0	0	0	0	0	0	0	
Muslim	0	0	0	0	0	0	0	0	0	0	0	0	0	0	0	0	
Other Min	0	0	0	0	0	0	0	0	0	0	0	0	0	0	0	0	

ADMITTED

FIRST DIVISION

PASS

APPEARED

*[Handwritten signature]*

*[Handwritten signature]*

*[Handwritten signature]*

*[Handwritten signature]*

Principal  
Govt.C.L.Arts & Science College  
Patan, Dist-Durg (C G)



PGDCA 2 SEMESTER

TOTAL NUMBER OF STUDENTS APPEARED IN FINAL YEAR 2022-23, EXAM-2023, AISHE 2023-24, As on

Category	General		EWS		SC		ST		OBC		TOTAL		REMARK					
	MALE	FEMALE	MALE	FEMALE	MALE	FEMALE	MALE	FEMALE	MALE	FEMALE	MALE	FEMALE						
TOTAL	1	1	6	0	0	0	2	6	8	2	2	4	17	24	41	22	33	55
PWD	0	0	0	0	0	0	0	0	0	0	0	0	0	0	0	0	0	0
Muslim	0	0	0	0	0	0	0	0	0	0	0	0	0	0	0	0	0	0
Other Min	0	0	0	0	0	0	0	0	0	0	0	0	0	0	0	0	0	0

TOTAL NUMBER OF STUDENTS PASSED/AWARDED DEGREE IN FINAL YEAR 2022-23, EXAM-2023, AISHE 2023-24, As on

Category	General		EWS		SC		ST		OBC		TOTAL		REMARK					
	MALE	FEMALE	MALE	FEMALE	MALE	FEMALE	MALE	FEMALE	MALE	FEMALE	MALE	FEMALE						
TOTAL	1	1	2	0	0	0	2	2	4	1	2	3	7	16	23	11	21	32
PWD	0	0	0	0	0	0	0	0	0	0	0	0	0	0	0	0	0	0
Muslim	0	0	0	0	0	0	0	0	0	0	0	0	0	0	0	0	0	0
Other Min	0	0	0	0	0	0	0	0	0	0	0	0	0	0	0	0	0	0

OUT OF TOTAL, NUMBER OF STUDENTS PASSED WITH 60% OR ABOVE IN FINAL YEAR 2022-23, EXAM-2023, AISHE 2023-24, As on

Category	General		EWS		SC		ST		OBC		TOTAL		REMARK					
	MALE	FEMALE	MALE	FEMALE	MALE	FEMALE	MALE	FEMALE	MALE	FEMALE	MALE	FEMALE						
TOTAL	0	0	0	0	0	0	0	0	0	0	1	1	1	1	1	1	1	1
PWD	0	0	0	0	0	0	0	0	0	0	0	0	0	0	0	0	0	0
Muslim	0	0	0	0	0	0	0	0	0	0	0	0	0	0	0	0	0	0
Other Min	0	0	0	0	0	0	0	0	0	0	0	0	0	0	0	0	0	0

OUT OF TOTAL, NUMBER OF ADMITTED STUDENTS IN FINAL YEAR 2022-23, EXAM-2023, AISHE 2023-24, As on

Category	General		EWS		SC		ST		OBC		TOTAL		REMARK					
	MALE	FEMALE	MALE	FEMALE	MALE	FEMALE	MALE	FEMALE	MALE	FEMALE	MALE	FEMALE						
TOTAL	1	1	2	0	0	2	6	8	2	2	4	21	25	46	26	34	60	60
PWD	0	0	0	0	0	0	0	0	0	0	0	0	0	0	0	0	0	0
Muslim	0	0	0	0	0	0	0	0	0	0	0	0	0	0	0	0	0	0
Other Min	0	0	0	0	0	0	0	0	0	0	0	0	0	0	0	0	0	0

*[Signature]*

*[Signature]*

*[Signature]*

Principal  
Govt.C.L.Arts & Science College  
Patan, Dist-Durg (C.G.)



M.Sc. Chemistry

TOTAL NUMBER OF STUDENTS APPEARED IN FINAL YEAR 2022-23, EXAM-2023, AISHE 2023-24, As on

Category	General		EWS		SC		ST		OBC		TOTAL		REMARK			
	MALE	FEMALE	MALE	FEMALE	MALE	FEMALE	MALE	FEMALE	MALE	FEMALE	MALE	FEMALE				
TOTAL	0	0	0	0	0	0	1	1	2	3	13	16	4	14	18	APPEARED
PWD	0	0	0	0	0	0	0	0	0	0	0	0	0	0	0	
Muslim	0	0	0	0	0	0	0	0	0	0	0	0	0	0	0	
Other Min	0	0	0	0	0	0	0	0	0	0	0	0	0	0	0	
	0	0	0	0	0	0	0	0	0	0	0	0	0	0	0	

TOTAL NUMBER OF STUDENTS PASSED/AWARDED DEGREE IN FINAL YEAR 2022-23, EXAM-2023, AISHE 2023-24, As on

Category	General		EWS		SC		ST		OBC		TOTAL		REMARK			
	MALE	FEMALE	MALE	FEMALE	MALE	FEMALE	MALE	FEMALE	MALE	FEMALE	MALE	FEMALE				
TOTAL	0	0	0	0	0	0	1	0	1	3	12	15	4	12	16	PASS
PWD	0	0	0	0	0	0	0	0	0	0	0	0	0	0	0	
Muslim	0	0	0	0	0	0	0	0	0	0	0	0	0	0	0	
Other Min	0	0	0	0	0	0	0	0	0	0	0	0	0	0	0	
	0	0	0	0	0	0	0	0	0	0	0	0	0	0	0	

OUT OF TOTAL, NUMBER OF STUDENTS PASSED WITH 60% OR ABOVE IN FINAL YEAR 2022-23, EXAM-2023, AISHE 2023-24, As on

Category	General		EWS		SC		ST		OBC		TOTAL		REMARK			
	MALE	FEMALE	MALE	FEMALE	MALE	FEMALE	MALE	FEMALE	MALE	FEMALE	MALE	FEMALE				
TOTAL	0	0	0	0	0	0	0	0	0	3	12	15	3	12	15	FIRST DIVISION
PWD	0	0	0	0	0	0	0	0	0	0	0	0	0	0	0	
Muslim	0	0	0	0	0	0	0	0	0	0	0	0	0	0	0	
Other Min	0	0	0	0	0	0	0	0	0	0	0	0	0	0	0	
	0	0	0	0	0	0	0	0	0	0	0	0	0	0	0	

OUT OF TOTAL, NUMBER OF ADMITTED STUDENTS IN FINAL YEAR 2022-23, EXAM-2023, AISHE 2023-24, As on

Category	General		EWS		SC		ST		OBC		TOTAL		REMARK			
	MALE	FEMALE	MALE	FEMALE	MALE	FEMALE	MALE	FEMALE	MALE	FEMALE	MALE	FEMALE				
TOTAL	0	0	0	0	0	0	1	1	2	3	13	16	4	14	18	ADMITTED
PWD	0	0	0	0	0	0	0	0	0	0	0	0	0	0	0	
Muslim	0	0	0	0	0	0	0	0	0	0	0	0	0	0	0	
Other Min	0	0	0	0	0	0	0	0	0	0	0	0	0	0	0	
	0	0	0	0	0	0	0	0	0	0	0	0	0	0	0	

*[Handwritten signature]*

*[Handwritten signature]*

*[Handwritten signature]*

*[Handwritten signature]*

*[Handwritten signature]*



M.Sc. Botany

TOTAL NUMBER OF STUDENTS APPEARED IN FINAL YEAR 2022-23, EXAM-2023, AISHE 2023-24, As on

Category	General		EWS		SC		ST		OBC		TOTAL		REMARK				
	MALE	FEMALE	MALE	FEMALE	MALE	FEMALE	MALE	FEMALE	MALE	FEMALE	MALE	FEMALE					
TOTAL	0	0	0	0	1	6	7	0	1	1	0	11	11	1	18	19	APPEARED
PWD	0	0	0	0	0	0	0	0	0	0	0	0	0	0	0	0	
Muslim	0	0	0	0	0	0	0	0	0	0	0	0	0	0	0	0	
Other Min	0	0	0	0	0	0	0	0	0	0	0	0	0	0	0	0	
TOTAL	0	0	0	0	1	6	7	0	1	1	0	11	11	1	18	19	

TOTAL NUMBER OF STUDENTS PASSED/AWARDED DEGREE IN FINAL YEAR 2022-23, EXAM-2023, AISHE 2023-24, As on

Category	General		EWS		SC		ST		OBC		TOTAL		REMARK				
	MALE	FEMALE	MALE	FEMALE	MALE	FEMALE	MALE	FEMALE	MALE	FEMALE	MALE	FEMALE					
TOTAL	0	0	0	0	1	6	7	0	1	1	0	11	11	1	18	19	PASS
PWD	0	0	0	0	0	0	0	0	0	0	0	0	0	0	0	0	
Muslim	0	0	0	0	0	0	0	0	0	0	0	0	0	0	0	0	
Other Min	0	0	0	0	0	0	0	0	0	0	0	0	0	0	0	0	
TOTAL	0	0	0	0	1	6	7	0	1	1	0	11	11	1	18	19	

OUT OF TOTAL, NUMBER OF STUDENTS PASSED WITH 60% OR ABOVE IN FINAL YEAR 2022-23, EXAM-2023, AISHE 2023-24, As on

Category	General		EWS		SC		ST		OBC		TOTAL		REMARK				
	MALE	FEMALE	MALE	FEMALE	MALE	FEMALE	MALE	FEMALE	MALE	FEMALE	MALE	FEMALE					
TOTAL	0	0	0	0	1	6	7	0	1	1	0	11	11	1	17	18	FIRST DIVISION
PWD	0	0	0	0	0	0	0	0	0	0	0	0	0	0	0	0	
Muslim	0	0	0	0	0	0	0	0	0	0	0	0	0	0	0	0	
Other Min	0	0	0	0	0	0	0	0	0	0	0	0	0	0	0	0	
TOTAL	0	0	0	0	1	6	7	0	1	1	0	11	11	1	17	18	

OUT OF TOTAL, NUMBER OF ADMITTED STUDENTS IN FINAL YEAR 2022-23, EXAM-2023, AISHE 2023-24, As on

Category	General		EWS		SC		ST		OBC		TOTAL		REMARK				
	MALE	FEMALE	MALE	FEMALE	MALE	FEMALE	MALE	FEMALE	MALE	FEMALE	MALE	FEMALE					
TOTAL	0	0	0	0	1	6	7	0	1	1	0	13	13	1	19	20	ADMITTED
PWD	0	0	0	0	0	0	0	0	0	0	0	0	0	0	0	0	
Muslim	0	0	0	0	0	0	0	0	0	0	0	0	0	0	0	0	
Other Min	0	0	0	0	0	0	0	0	0	0	0	0	0	0	0	0	
TOTAL	0	0	0	0	1	6	7	0	1	1	0	13	13	1	19	20	

Principal  
 Govt.C.I.C.Arts & Science College  
 Patan, Dist-Durg (C G)

*(Handwritten signatures and marks)*

M.Sc. Mathematics

TOTAL NUMBER OF STUDENTS APPEARED IN FINAL YEAR 2022-23, EXAM-2023, AISHE 2023-24, As on

Category	General		EWS		SC		ST		OBC		TOTAL		REMARK			
	MALE	FEMALE	MALE	FEMALE	MALE	FEMALE	MALE	FEMALE	MALE	FEMALE	MALE	FEMALE				
TOTAL	0	0	0	0	2	1	3	0	0	4	13	17	6	14	20	
PWD	0	0	0	0	0	0	0	0	0	0	0	0	0	0	0	
Muslim	0	0	0	0	0	0	0	0	0	0	0	0	0	0	0	
Other Min	0	0	0	0	0	0	0	0	0	0	0	0	0	0	0	

TOTAL NUMBER OF STUDENTS PASSED/AWARDED DEGREE IN FINAL YEAR 2022-23, EXAM-2023, AISHE 2023-24, As on

Category	General		EWS		SC		ST		OBC		TOTAL		REMARK			
	MALE	FEMALE	MALE	FEMALE	MALE	FEMALE	MALE	FEMALE	MALE	FEMALE	MALE	FEMALE				
TOTAL	0	0	0	0	2	1	3	0	0	2	12	14	4	13	17	
PWD	0	0	0	0	0	0	0	0	0	0	0	0	0	0	0	
Muslim	0	0	0	0	0	0	0	0	0	0	0	0	0	0	0	
Other Min	0	0	0	0	0	0	0	0	0	0	0	0	0	0	0	

OUT OF TOTAL, NUMBER OF STUDENTS PASSED WITH 60% OR ABOVE IN FINAL YEAR 2022-23, EXAM-2023, AISHE 2023-24, As on

Category	General		EWS		SC		ST		OBC		TOTAL		REMARK			
	MALE	FEMALE	MALE	FEMALE	MALE	FEMALE	MALE	FEMALE	MALE	FEMALE	MALE	FEMALE				
TOTAL	0	0	0	0	2	1	3	0	0	2	12	14	4	13	17	
PWD	0	0	0	0	0	0	0	0	0	0	0	0	0	0	0	
Muslim	0	0	0	0	0	0	0	0	0	0	0	0	0	0	0	
Other Min	0	0	0	0	0	0	0	0	0	0	0	0	0	0	0	

OUT OF TOTAL, NUMBER OF ADMITTED STUDENTS IN FINAL YEAR 2022-23, EXAM-2023, AISHE 2023-24, As on

Category	General		EWS		SC		ST		OBC		TOTAL		REMARK			
	MALE	FEMALE	MALE	FEMALE	MALE	FEMALE	MALE	FEMALE	MALE	FEMALE	MALE	FEMALE				
TOTAL	0	0	0	0	2	1	3	0	0	5	13	18	7	14	21	
PWD	0	0	0	0	0	0	0	0	0	0	0	0	0	0	0	
Muslim	0	0	0	0	0	0	0	0	0	0	0	0	0	0	0	
Other Min	0	0	0	0	0	0	0	0	0	0	0	0	0	0	0	

ADMITTED

FIRST DIVISION

PASS

APPEARED

Principal  
Govt.C.L.Arts & Science College  
Patnani, Dist-Durg (C.G.)

*(Handwritten signatures)*



M.Sc. ZOOLOGY

TOTAL NUMBER OF STUDENTS APPEARED IN FINAL YEAR 2022-23, EXAM-2023, AISHE 2023-24, As on

Category	General		EWS		SC		ST		OBC		TOTAL		REMARK				
	MALE	FEMALE	MALE	FEMALE	MALE	FEMALE	MALE	FEMALE	MALE	FEMALE	MALE	FEMALE					
TOTAL	0	2	7	0	0	2	2	4	1	0	1	0	16	16	3	20	23
PWD	0	0	0	0	0	0	0	0	0	0	0	0	0	0	0	0	0
Muslim	0	0	5	0	0	0	0	0	0	0	0	0	0	0	0	0	0
Other Min	0	0	0	0	5	0	0	0	0	0	0	0	0	0	0	0	0

TOTAL NUMBER OF STUDENTS PASSED/AWARDED DEGREE IN FINAL YEAR 2022-23, EXAM-2023, AISHE 2023-24, As on

Category	General		EWS		SC		ST		OBC		TOTAL		REMARK				
	MALE	FEMALE	MALE	FEMALE	MALE	FEMALE	MALE	FEMALE	MALE	FEMALE	MALE	FEMALE					
TOTAL	0	2	2	0	0	2	1	3	1	0	1	0	15	15	3	18	21
PWD	0	0	0	0	0	0	0	0	0	0	0	0	0	0	0	0	0
Muslim	0	0	0	0	0	0	0	0	0	0	0	0	0	0	0	0	0
Other Min	0	0	0	0	0	0	0	0	0	0	0	0	0	0	0	0	0

OUT OF TOTAL, NUMBER OF STUDENTS PASSED WITH 60% OR ABOVE IN FINAL YEAR 2022-23, EXAM-2023, AISHE 2023-24, As on

Category	General		EWS		SC		ST		OBC		TOTAL		REMARK				
	MALE	FEMALE	MALE	FEMALE	MALE	FEMALE	MALE	FEMALE	MALE	FEMALE	MALE	FEMALE					
TOTAL	0	2	2	0	0	2	1	3	1	0	1	0	13	13	3	16	19
PWD	0	0	0	0	0	0	0	0	0	0	0	0	0	0	0	0	0
Muslim	0	0	0	0	0	0	0	0	0	0	0	0	0	0	0	0	0
Other Min	0	0	0	0	0	0	0	0	0	0	0	0	0	0	0	0	0

OUT OF TOTAL, NUMBER OF ADMITTED STUDENTS IN FINAL YEAR 2022-23, EXAM-2023, AISHE 2023-24, As on

Category	General		EWS		SC		ST		OBC		TOTAL		REMARK				
	MALE	FEMALE	MALE	FEMALE	MALE	FEMALE	MALE	FEMALE	MALE	FEMALE	MALE	FEMALE					
TOTAL	0	1	1	0	0	2	4	6	1	0	1	0	17	17	3	22	25
PWD	0	0	0	0	0	0	0	0	0	0	0	0	0	0	0	0	0
Muslim	0	0	0	0	0	0	0	0	0	0	0	0	0	0	0	0	0
Other Min	0	0	0	0	0	0	0	0	0	0	0	0	0	0	0	0	0

ADMITTED

FIRST DIVISION

PASS

APPEARED

Principal  
 Get: C.L.C. Arts & Science College  
 Pann, Dist-Durg (C G)

M.A. Economics

TOTAL NUMBER OF STUDENTS APPEARED IN FINAL YEAR 2022-23, EXAM-2023, AISHE 2023-24, As on

Category	General		EWS		SC		ST		OBC		TOTAL		REMARK	
	MALE	FEMALE	MALE	FEMALE	MALE	FEMALE	MALE	FEMALE	MALE	FEMALE	MALE	FEMALE		
TOTAL	0	2	6	0	0	0	0	1	1	2	3	5	6	APPEARED
PWD	0	0	4	0	0	0	0	0	0	0	0	0	0	
Muslim	0	0	4	0	0	0	0	0	0	0	0	0	0	
Other Min	0	0	0	0	0	0	0	0	0	0	0	0	0	
TOTAL	0	2	6	0	0	0	1	1	2	3	5	5	6	

TOTAL NUMBER OF STUDENTS PASSED/AWARDED DEGREE IN FINAL YEAR 2022-23, EXAM-2023, AISHE 2023-24, As on

Category	General		EWS		SC		ST		OBC		TOTAL		REMARK	
	MALE	FEMALE	MALE	FEMALE	MALE	FEMALE	MALE	FEMALE	MALE	FEMALE	MALE	FEMALE		
TOTAL	0	2	0	0	0	0	0	1	1	2	3	5	6	PASS
PWD	0	0	0	0	0	0	0	0	0	0	0	0	0	
Muslim	0	0	0	0	0	0	0	0	0	0	0	0	0	
Other Min	0	0	0	0	0	0	0	0	0	0	0	0	0	
TOTAL	0	2	0	0	0	0	1	1	2	3	5	5	6	

OUT OF TOTAL, NUMBER OF STUDENTS PASSED WITH 60% OR ABOVE IN FINAL YEAR 2022-23, EXAM-2023, AISHE 2023-24, As on

Category	General		EWS		SC		ST		OBC		TOTAL		REMARK	
	MALE	FEMALE	MALE	FEMALE	MALE	FEMALE	MALE	FEMALE	MALE	FEMALE	MALE	FEMALE		
TOTAL	0	2	0	0	0	0	0	1	1	2	2	5	5	FIRST DIVISION
PWD	0	0	0	0	0	0	0	0	0	0	0	0	0	
Muslim	0	0	0	0	0	0	0	0	0	0	0	0	0	
Other Min	0	0	0	0	0	0	0	0	0	0	0	0	0	
TOTAL	0	2	0	0	0	0	1	1	2	2	5	5	5	

OUT OF TOTAL, NUMBER OF ADMITTED STUDENTS IN FINAL YEAR 2022-23, EXAM-2023, AISHE 2023-24, As on

Category	General		EWS		SC		ST		OBC		TOTAL		REMARK	
	MALE	FEMALE	MALE	FEMALE	MALE	FEMALE	MALE	FEMALE	MALE	FEMALE	MALE	FEMALE		
TOTAL	0	0	0	0	0	1	0	0	1	4	5	5	6	ADMITTED
PWD	0	0	0	0	0	0	0	0	0	0	0	0	0	
Muslim	0	0	0	0	0	0	0	0	0	0	0	0	0	
Other Min	0	0	0	0	0	0	0	0	0	0	0	0	0	
TOTAL	0	0	0	0	0	1	0	0	1	4	5	5	6	

*[Handwritten signature]*

*[Handwritten signature]*

Principal  
Govt.C.L.C.Arts & Science College  
Patana, Dist-Durg (C G)

*[Handwritten signature]*



M.A. Geography

TOTAL NUMBER OF STUDENTS APPEARED IN FINAL YEAR 2022-23, EXAM-2023, AISHE 2023-24, As on

Category	General		EWS		SC		ST		OBC		TOTAL		REMARK	
	MALE	FEMALE	MALE	FEMALE	MALE	FEMALE	MALE	FEMALE	MALE	FEMALE	MALE	FEMALE		
TOTAL	0	0	0	0	1	1	2	0	4	1	5	2	7	APPEARED
PWD	0	0	0	0	0	0	0	0	0	0	0	0	0	
Muslim	0	0	0	0	0	0	0	0	0	0	0	0	0	
Other Min	0	0	0	0	0	0	0	0	0	0	0	0	0	
TOTAL	0	0	0	0	1	1	2	0	4	1	5	2	7	

TOTAL NUMBER OF STUDENTS PASSED/AWARDED DEGREE IN FINAL YEAR 2022-23, EXAM-2023, AISHE 2023-24, As on

Category	General		EWS		SC		ST		OBC		TOTAL		REMARK	
	MALE	FEMALE	MALE	FEMALE	MALE	FEMALE	MALE	FEMALE	MALE	FEMALE	MALE	FEMALE		
TOTAL	0	0	0	0	1	1	2	0	4	1	5	2	7	PASS
PWD	0	0	0	0	0	0	0	0	0	0	0	0	0	
Muslim	0	0	0	0	0	0	0	0	0	0	0	0	0	
Other Min	0	0	0	0	0	0	0	0	0	0	0	0	0	
TOTAL	0	0	0	0	1	1	2	0	4	1	5	2	7	

OUT OF TOTAL, NUMBER OF STUDENTS PASSED WITH 60% OR ABOVE IN FINAL YEAR 2022-23, EXAM-2023, AISHE 2023-24, As on

Category	General		EWS		SC		ST		OBC		TOTAL		REMARK	
	MALE	FEMALE	MALE	FEMALE	MALE	FEMALE	MALE	FEMALE	MALE	FEMALE	MALE	FEMALE		
TOTAL	0	0	0	0	1	1	2	0	4	1	5	2	7	FIRST DIVISION
PWD	0	0	0	0	0	0	0	0	0	0	0	0	0	
Muslim	0	0	0	0	0	0	0	0	0	0	0	0	0	
Other Min	0	0	0	0	0	0	0	0	0	0	0	0	0	
TOTAL	0	0	0	0	1	1	2	0	4	1	5	2	7	

OUT OF TOTAL, NUMBER OF ADMITTED STUDENTS IN FINAL YEAR 2022-23, EXAM-2023, AISHE 2023-24, As on

Category	General		EWS		SC		ST		OBC		TOTAL		REMARK	
	MALE	FEMALE	MALE	FEMALE	MALE	FEMALE	MALE	FEMALE	MALE	FEMALE	MALE	FEMALE		
TOTAL	0	0	0	0	1	1	2	0	4	1	5	2	7	ADMITTED
PWD	0	0	0	0	0	0	0	0	0	0	0	0	0	
Muslim	0	0	0	0	0	0	0	0	0	0	0	0	0	
Other Min	0	0	0	0	0	0	0	0	0	0	0	0	0	
TOTAL	0	0	0	0	1	1	2	0	4	1	5	2	7	

*[Handwritten signature]*

*[Handwritten signature]*

*[Handwritten signature]*

Principal  
Govt.C.I.C.Arts & Science College  
Patan, Dist-Durg (C.G.)

M.A. Hindi

TOTAL NUMBER OF STUDENTS APPEARED IN FINAL YEAR 2022-23, EXAM-2023, AISHE 2023-24, As on

Category	General		EWS		SC		ST		OBC		TOTAL		REMARK		
	MALE	FEMALE	MALE	FEMALE	MALE	FEMALE	MALE	FEMALE	MALE	FEMALE	MALE	FEMALE			
TOTAL	0	0	0	0	1	2	3	0	4	8	12	5	10	15	APPEARED
PWD	0	0	0	0	0	0	0	0	0	0	0	0	0		
Muslim	0	0	0	0	0	0	0	0	0	0	0	0	0		
Other Min	0	0	0	0	0	0	0	0	0	0	0	0	0		
TOTAL	0	0	0	0	1	2	3	0	4	8	12	5	10	15	

TOTAL NUMBER OF STUDENTS PASSED/AWARDED DEGREE IN FINAL YEAR 2022-23, EXAM-2023, AISHE 2023-24, As on

Category	General		EWS		SC		ST		OBC		TOTAL		REMARK		
	MALE	FEMALE	MALE	FEMALE	MALE	FEMALE	MALE	FEMALE	MALE	FEMALE	MALE	FEMALE			
TOTAL	0	0	0	0	1	2	3	0	4	7	11	5	9	14	PASS
PWD	0	0	0	0	0	0	0	0	0	0	0	0	0		
Muslim	0	0	0	0	0	0	0	0	0	0	0	0	0		
Other Min	0	0	0	0	0	0	0	0	0	0	0	0	0		
TOTAL	0	0	0	0	1	2	3	0	4	7	11	5	9	14	

OUT OF TOTAL, NUMBER OF STUDENTS PASSED WITH 60% OR ABOVE IN FINAL YEAR 2022-23, EXAM-2023, AISHE 2023-24, As on

Category	General		EWS		SC		ST		OBC		TOTAL		REMARK		
	MALE	FEMALE	MALE	FEMALE	MALE	FEMALE	MALE	FEMALE	MALE	FEMALE	MALE	FEMALE			
TOTAL	0	0	0	0	1	2	3	0	4	7	11	5	9	14	FIRST DIVISION
PWD	0	0	0	0	0	0	0	0	0	0	0	0	0		
Muslim	0	0	0	0	0	0	0	0	0	0	0	0	0		
Other Min	0	0	0	0	0	0	0	0	0	0	0	0	0		
TOTAL	0	0	0	0	1	2	3	0	4	7	11	5	9	14	

OUT OF TOTAL, NUMBER OF ADMITTED STUDENTS IN FINAL YEAR 2022-23, EXAM-2023, AISHE 2023-24, As on

Category	General		EWS		SC		ST		OBC		TOTAL		REMARK		
	MALE	FEMALE	MALE	FEMALE	MALE	FEMALE	MALE	FEMALE	MALE	FEMALE	MALE	FEMALE			
TOTAL	0	0	0	0	1	2	3	0	5	8	13	6	10	16	ADMITTED
PWD	0	0	0	0	0	0	0	0	0	0	0	0	0		
Muslim	0	0	0	0	0	0	0	0	0	0	0	0	0		
Other Min	0	0	0	0	0	0	0	0	0	0	0	0	0		
TOTAL	0	0	0	0	1	2	3	0	5	8	13	6	10	16	





  
 Principal  
 Govt.C.I.Arts & Science College  
 Patan, Dist-Durg (C.G.)



M.A. Political Science

TOTAL NUMBER OF STUDENTS APPEARED IN FINAL YEAR 2022-23, EXAM-2023, AISHE 2023-24, As on

Category	General		EWS		SC		ST		OBC		TOTAL		REMARK			
	MALE	FEMALE	MALE	FEMALE	MALE	FEMALE	MALE	FEMALE	MALE	FEMALE	MALE	FEMALE				
TOTAL	0	0	0	0	0	3	0	6	6	5	16	21	5	25	30	APPEARED
PWD	0	0	0	0	0	0	0	0	0	0	0	0	0	0	0	
Muslim	0	0	0	0	0	0	0	0	0	0	0	0	0	0	0	
Other Mil	0	0	0	0	0	0	0	0	0	0	0	0	0	0	0	
TOTAL	0	0	0	0	0	3	0	6	6	5	16	21	5	25	30	

TOTAL NUMBER OF STUDENTS PASSED/AWARDED DEGREE IN FINAL YEAR 2022-23, EXAM-2023, AISHE 2023-24, As on

Category	General		EWS		SC		ST		OBC		TOTAL		REMARK			
	MALE	FEMALE	MALE	FEMALE	MALE	FEMALE	MALE	FEMALE	MALE	FEMALE	MALE	FEMALE				
TOTAL	0	0	0	0	0	3	0	6	6	5	16	21	5	25	30	PASS
PWD	0	0	0	0	0	0	0	0	0	0	0	0	0	0	0	
Muslim	0	0	0	0	0	0	0	0	0	0	0	0	0	0	0	
Other Mil	0	0	0	0	0	0	0	0	0	0	0	0	0	0	0	
TOTAL	0	0	0	0	0	3	0	6	6	5	16	21	5	25	30	

OUT OF TOTAL, NUMBER OF STUDENTS PASSED WITH 60% OR ABOVE IN FINAL YEAR 2022-23, EXAM-2023, AISHE 2023-24, As on

Category	General		EWS		SC		ST		OBC		TOTAL		REMARK			
	MALE	FEMALE	MALE	FEMALE	MALE	FEMALE	MALE	FEMALE	MALE	FEMALE	MALE	FEMALE				
TOTAL	0	0	0	0	0	3	0	6	6	4	15	19	4	24	28	FIRST DIVISION
PWD	0	0	0	0	0	0	0	0	0	0	0	0	0	0	0	
Muslim	0	0	0	0	0	0	0	0	0	0	0	0	0	0	0	
Other Mil	0	0	0	0	0	0	0	0	0	0	0	0	0	0	0	
TOTAL	0	0	0	0	0	3	0	6	6	4	15	19	4	24	28	

OUT OF TOTAL, NUMBER OF ADMITTED STUDENTS IN FINAL YEAR 2022-23, EXAM-2023, AISHE 2023-24, As on

Category	General		EWS		SC		ST		OBC		TOTAL		REMARK			
	MALE	FEMALE	MALE	FEMALE	MALE	FEMALE	MALE	FEMALE	MALE	FEMALE	MALE	FEMALE				
TOTAL	0	0	0	0	0	4	0	6	6	5	16	21	5	26	31	ADMITTED
PWD	0	0	0	0	0	0	0	0	0	0	0	0	0	0	0	
Muslim	0	0	0	0	0	0	0	0	0	0	0	0	0	0	0	
Other Mil	0	0	0	0	0	0	0	0	0	0	0	0	0	0	0	
TOTAL	0	0	0	0	0	4	0	6	6	5	16	21	5	26	31	

*Phalvathi*

Principal

Govt.C.L.Arts & Science College  
Patana, Dist-Durg (C G)

*Kush*

*Bals*

*BR*

*[Signature]*

M.Com. 4 Sem

TOTAL NUMBER OF STUDENTS APPEARED IN FINAL YEAR 2022-23, EXAM-2023, AISHE 2023-24, As on

Category	General		EWS		SC		ST		OBC		TOTAL		REMARK		
	MALE	FEMALE	MALE	FEMALE	MALE	FEMALE	MALE	FEMALE	MALE	FEMALE	MALE	FEMALE			
TOTAL	0	1	4	0	0	1	0	1	0	1	2	11	13	16	APPEARED
PWD	0	0	3	0	0	0	0	0	0	0	0	0	0	0	
Muslim	0	0	3	0	0	0	0	0	0	0	0	0	0	0	
Other Min	0	0	0	0	0	0	0	0	0	0	0	0	0	0	
Other Min	0	0	3	0	0	0	0	0	0	0	0	0	0	0	

TOTAL NUMBER OF STUDENTS PASSED/AWARDED DEGREE IN FINAL YEAR 2022-23, EXAM-2023, AISHE 2023-24, As on

Category	General		EWS		SC		ST		OBC		TOTAL		REMARK		
	MALE	FEMALE	MALE	FEMALE	MALE	FEMALE	MALE	FEMALE	MALE	FEMALE	MALE	FEMALE			
TOTAL	0	1	1	0	0	1	0	1	0	1	2	11	13	16	PASS
PWD	0	0	0	0	0	0	0	0	0	0	0	0	0	0	
Muslim	0	0	0	0	0	0	0	0	0	0	0	0	0	0	
Other Min	0	0	0	0	0	0	0	0	0	0	0	0	0	0	
Other Min	0	0	0	0	0	0	0	0	0	0	0	0	0	0	

OUT OF TOTAL, NUMBER OF STUDENTS PASSED WITH 60% OR ABOVE IN FINAL YEAR 2022-23, EXAM-2023, AISHE 2023-24, As on

Category	General		EWS		SC		ST		OBC		TOTAL		REMARK		
	MALE	FEMALE	MALE	FEMALE	MALE	FEMALE	MALE	FEMALE	MALE	FEMALE	MALE	FEMALE			
TOTAL	0	1	1	0	0	1	0	1	0	1	2	10	12	14	FIRST DIVISION
PWD	0	0	0	0	0	0	0	0	0	0	0	0	0	0	
Muslim	0	0	0	0	0	0	0	0	0	0	0	0	0	0	
Other Min	0	0	0	0	0	0	0	0	0	0	0	0	0	0	
Other Min	0	0	0	0	0	0	0	0	0	0	0	0	0	0	

OUT OF TOTAL, NUMBER OF ADMITTED STUDENTS IN FINAL YEAR 2022-23, EXAM-2023, AISHE 2023-24, As on

Category	General		EWS		SC		ST		OBC		TOTAL		REMARK		
	MALE	FEMALE	MALE	FEMALE	MALE	FEMALE	MALE	FEMALE	MALE	FEMALE	MALE	FEMALE			
TOTAL	0	1	1	0	0	1	0	1	0	1	3	11	14	17	ADMITTED
PWD	0	0	0	0	0	0	0	0	0	0	0	0	0	0	
Muslim	0	0	0	0	0	0	0	0	0	0	0	0	0	0	
Other Min	0	0	0	0	0	0	0	0	0	0	0	0	0	0	
Other Min	0	0	0	0	0	0	0	0	0	0	0	0	0	0	

Principal  
Govt.C.L.Arts & Science College  
Patan, Dist-Durg (C G)

Shahkath

Pass

Pass

Pass

Pass



M.Sc. Physics

TOTAL NUMBER OF STUDENTS APPEARED IN FINAL YEAR 2022-23, EXAM-2023, AISHE 2023-24, As on

Category	General		EWS		SC		ST		OBC		TOTAL		REMARK			
	MALE	FEMALE	MALE	FEMALE	MALE	FEMALE	MALE	FEMALE	MALE	FEMALE	MALE	FEMALE				
TOTAL	0	0	0	0	0	4	0	0	0	3	10	13	3	14	17	
PWD	0	0	0	0	0	0	0	0	0	0	0	0	0	0	0	
Muslim	0	0	0	0	0	0	0	0	0	0	0	0	0	0	0	
Other Min	0	0	0	0	0	0	0	0	0	0	0	0	0	0	0	

TOTAL NUMBER OF STUDENTS PASSED/AWARDED DEGREE IN FINAL YEAR 2022-23, EXAM-2023, AISHE 2023-24, As on

Category	General		EWS		SC		ST		OBC		TOTAL		REMARK			
	MALE	FEMALE	MALE	FEMALE	MALE	FEMALE	MALE	FEMALE	MALE	FEMALE	MALE	FEMALE				
TOTAL	0	0	0	0	0	3	0	0	0	3	10	13	3	13	16	
PWD	0	0	0	0	0	0	0	0	0	0	0	0	0	0	0	
Muslim	0	0	0	0	0	0	0	0	0	0	0	0	0	0	0	
Other Min	0	0	0	0	0	0	0	0	0	0	0	0	0	0	0	

OUT OF TOTAL, NUMBER OF STUDENTS PASSED WITH 60% OR ABOVE IN FINAL YEAR 2022-23, EXAM-2023, AISHE 2023-24, As on

Category	General		EWS		SC		ST		OBC		TOTAL		REMARK			
	MALE	FEMALE	MALE	FEMALE	MALE	FEMALE	MALE	FEMALE	MALE	FEMALE	MALE	FEMALE				
TOTAL	0	0	0	0	0	2	0	0	0	3	10	13	3	12	15	
PWD	0	0	0	0	0	0	0	0	0	0	0	0	0	0	0	
Muslim	0	0	0	0	0	0	0	0	0	0	0	0	0	0	0	
Other Min	0	0	0	0	0	0	0	0	0	0	0	0	0	0	0	

OUT OF TOTAL, NUMBER OF ADMITTED STUDENTS IN FINAL YEAR 2022-23, EXAM-2023, AISHE 2023-24, As on

Category	General		EWS		SC		ST		OBC		TOTAL		REMARK			
	MALE	FEMALE	MALE	FEMALE	MALE	FEMALE	MALE	FEMALE	MALE	FEMALE	MALE	FEMALE				
TOTAL	0	0	0	0	0	4	0	0	0	3	11	14	3	15	18	
PWD	0	0	0	0	0	0	0	0	0	0	0	0	0	0	0	
Muslim	0	0	0	0	0	0	0	0	0	0	0	0	0	0	0	
Other Min	0	0	0	0	0	0	0	0	0	0	0	0	0	0	0	

*[Handwritten signature]*

*[Handwritten signature]*

*[Handwritten signature]*

*[Handwritten signature]*

*[Handwritten signature]*

Principal  
G. P. C. L. Arts & Science College  
Pitain, Dist-Durg (C G)

M.A. Sociology

TOTAL NUMBER OF STUDENTS APPEARED IN FINAL YEAR 2022-23, EXAM-2023, AISHE 2023-24, As on

Category	General			EWS			SC			ST			OBC			TOTAL		REMARK	
	MALE	FEMALE	TOTAL	MALE	FEMALE	TOTAL	MALE	FEMALE	TOTAL	MALE	FEMALE	TOTAL	MALE	FEMALE	TOTAL	MALE	FEMALE		TOTAL
TOTAL	0	0	0	0	0	0	1	4	5	0	5	5	3	19	22	4	28	32	APPEARED
PWD	0	0	0	0	0	0	0	0	0	0	0	0	0	0	0	0	0	0	
Muslim	0	0	0	0	0	0	0	0	0	0	0	0	0	0	0	0	0	0	
Other Min	0	0	0	0	0	0	0	0	0	0	0	0	0	0	0	0	0	0	
Other	0	0	0	0	0	0	0	0	0	0	0	0	0	0	0	0	0	0	

TOTAL NUMBER OF STUDENTS PASSED/AWARDED DEGREE IN FINAL YEAR 2022-23, EXAM-2023, AISHE 2023-24, As on

Category	General			EWS			SC			ST			OBC			TOTAL		REMARK	
	MALE	FEMALE	TOTAL	MALE	FEMALE	TOTAL	MALE	FEMALE	TOTAL	MALE	FEMALE	TOTAL	MALE	FEMALE	TOTAL	MALE	FEMALE		TOTAL
TOTAL	0	0	0	0	0	0	1	1	2	0	3	3	1	16	17	2	20	22	PASS
PWD	0	0	0	0	0	0	0	0	0	0	0	0	0	0	0	0	0	0	
Muslim	0	0	0	0	0	0	0	0	0	0	0	0	0	0	0	0	0	0	
Other Min	0	0	0	0	0	0	0	0	0	0	0	0	0	0	0	0	0	0	
Other	0	0	0	0	0	0	0	0	0	0	0	0	0	0	0	0	0	0	

OUT OF TOTAL, NUMBER OF STUDENTS PASSED WITH 60% OR ABOVE IN FINAL YEAR 2022-23, EXAM-2023, AISHE 2023-24, As on

Category	General			EWS			SC			ST			OBC			TOTAL		REMARK	
	MALE	FEMALE	TOTAL	MALE	FEMALE	TOTAL	MALE	FEMALE	TOTAL	MALE	FEMALE	TOTAL	MALE	FEMALE	TOTAL	MALE	FEMALE		TOTAL
TOTAL	0	0	0	0	0	0	0	1	1	0	3	3	1	16	17	1	20	21	FIRST DIVISION
PWD	0	0	0	0	0	0	0	0	0	0	0	0	0	0	0	0	0	0	
Muslim	0	0	0	0	0	0	0	0	0	0	0	0	0	0	0	0	0	0	
Other Min	0	0	0	0	0	0	0	0	0	0	0	0	0	0	0	0	0	0	
Other	0	0	0	0	0	0	0	0	0	0	0	0	0	0	0	0	0	0	

OUT OF TOTAL, NUMBER OF ADMITTED STUDENTS IN FINAL YEAR 2022-23, EXAM-2023, AISHE 2023-24, As on

Category	General			EWS			SC			ST			OBC			TOTAL		REMARK	
	MALE	FEMALE	TOTAL	MALE	FEMALE	TOTAL	MALE	FEMALE	TOTAL	MALE	FEMALE	TOTAL	MALE	FEMALE	TOTAL	MALE	FEMALE		TOTAL
TOTAL	0	0	0	0	0	0	6	4	10	4	3	7	19	14	33	29	21	50	ADMITTED
PWD	0	0	0	0	0	0	0	0	0	0	0	0	0	0	0	0	0	0	
Muslim	0	0	0	0	0	0	0	0	0	0	0	0	0	0	0	0	0	0	
Other Min	0	0	0	0	0	0	0	0	0	0	0	0	0	0	0	0	0	0	
Other	0	0	0	0	0	0	0	0	0	0	0	0	0	0	0	0	0	0	

*[Handwritten signature]*

*[Handwritten signature]*

*[Handwritten signature]*

*[Handwritten signature]*

*[Handwritten signature]*

Principal  
G6H C.L. Arts & Science College  
Patam, Dist-Durg (C.G.)